



**HARDSCAPES USA**

# Bremen ADA

A PAVER PRODUCT OF HARDSCAPES USA™



For more product information and project ideas online, please visit [www.hardscapesusa.com](http://www.hardscapesusa.com).



Bremen ADA is a traditional brick shaped paver manufactured to Americans With Disabilities Act (ADA) Title III specifications: Detectable warnings shall consist of raised truncated domes with a diameter of nominal 23mm, a height of nominal 3mm and shall contrast visually with adjoining surfaces, either light-on-dark or dark-on-

light. The material used to provide contrast shall be an integral part of the walking surface. Detectable warnings used on interior surfaces shall differ from adjoining walking surfaces in resiliency or sound-on-cane contact.



# HARDSCAPES USA™

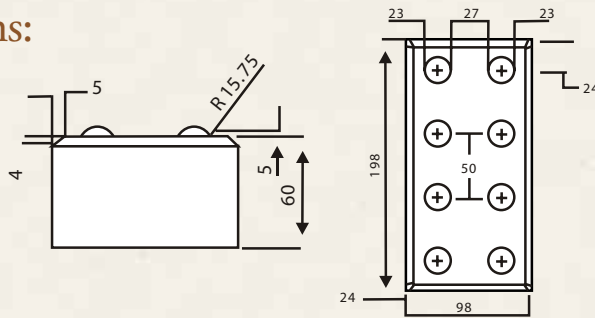
*Outdoor Living Defined & Refined*

Visit [www.hardscapesusa.com](http://www.hardscapesusa.com) for project ideas and product information.


## Bremen ADA

Paver Size .....	60mm
Sq. ft. per cube.....	108
Pieces per cube.....	486
Weight per cube (approx.).....	2858 lbs


## Dimensions:



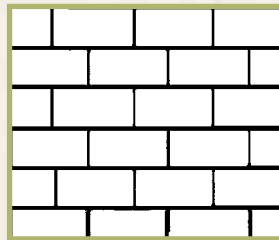
**Patterns:** Visit [www.hardscapesusa.com](http://www.hardscapesusa.com) for additional product installation patterns.



Herringbone



Basketweave



Running Bond

## Color Selections:

Standard colors are available using both gray and white cements, while an extensive collection of two and three color blends is available. To see the complete line of colors and blends produced in your market area, please visit our website at [www.hardscapesusa.com](http://www.hardscapesusa.com).

## Typical Installation:

1. Excavate subgrade material and compact the area which has been cleared. Then backfill with dense-graded aggregate (typically 4 to 6 inches for light vehicular and pedestrian traffic, increasing to 8 to 12 inches for heavy vehicular and industrial use) as directed by site engineer, architect, or landscape architect.
2. Place bedding course of sharp, normal-weight screening sand to a uniform depth of approximately 1-1/2 inches leveled to grade.
3. Install Hardscapes USA pavers on bedding course in pattern desired.
4. Where required, cut paving stones with an approved cutter to fit accurately, neatly and without damaged edges.
5. Tamp paving stones with mechanical vibrator uniformly level, true to grade and free of movement.
6. Fill voids in joints by sweeping in a fine, dry masonry sand.

The information contained herein is accurate to the best of our knowledge, but Hardscapes USA assumes no liability whatsoever for its accuracy or completeness. Final determination of suitability of any material is the sole responsibility of the user.



## Product Composition:

Hardscapes USA pavers are made with zero-slump concrete, which is then hydraulically pressed while being subjected to extremely high frequency vibrations. This process results in Hardscapes USA pavers having a compressive strength of 8,000 psi or greater (ASTM C-936) and a moisture absorption of less than 5%.

## About Hardscapes USA

Hardscapes USA is a manufacturer and distributor of a wide range of quality concrete products including pavers, retaining wall units, and patio products. They are produced and distributed throughout the Southeast and are used in residential, commercial, and industrial construction.

Hardscapes USA pavers are synonymous with distinctive paving applications and have earned a reputation for both quality and durability. Hardscapes USA pavers are well-suited for both the discriminating design application and the heavy-duty, functional project.